



SAPC e-Note



SAPC e-Note: JULY 2023 PHARMACIST INTERN: PRACTICE PRE-REGISTRATION EXAMINATION INSTRUCTIONS

Dear Pharmacist Intern,

SAPC e-NOTE: JULY 2023 PHARMACIST INTERN: PRACTICE PRE-REGISTRATION PRACTICE EXAMINATION

You are registered to write the remote/online pre-registration practice examination on 20 July 2023.

Please take note of the following guidelines for the exam:

Setting up	<ol style="list-style-type: none">1. Please use Google Chrome/Firefox/Microsoft Edge to access the exam.2. If using Microsoft Edge, ensure that you have updated your Windows version to at least a Windows 10.3. Use the link: https://proctored.com/check to test the compatibility of your laptop/desktop.4. The remote examination will be invigilated live using a proctoring software.5. You are only permitted to use one screen such as a laptop or a personalised computer to write the examination. The examination platform will not allow the connection of a second screen.6. You will be required to connect your smartphone via a QR code for a better view of your workspace and examination room.7. Please ensure that you are dressed appropriately, and that your smartphone is placed at an appropriate angle covering the full view of the workspace and examination room.
08h00 – 09h00	<ol style="list-style-type: none">8. Access the examination link on the SAPC website Pharmacist Intern portal, under Pre-Registration Examination OR click on this direct link: https://exams.sapc.za.org9. An OTP will be generated and sent to your cell phone <u>AND</u> email.10. The OTP will be valid for 10 minutes. Please check both your cell phone and email for a generated password.11. If experiencing any challenges with the generated OTP within 10 minutes, please contact the invigilator allocated to you.12. Allow the SAPC to access your location, camera and entire screen when prompted.13. Follow the equipment check steps and take a photo when prompted.14. Read the examination guidelines before the exam starts.15. Please follow this link for a demonstration of the steps to follow to access the examination proctored by SAPC: https://www.sapc.za.org/Intern_pre_registration
09h00 – 11h00	Write the calculation section
11h00 – 11h15	Break

11h15 – 11h30	<ol style="list-style-type: none"> 1. Access the examination link on the SAPC website Pharmacist Intern portal, under Pre-Registration Examination OR click on this direct link: https://bit.ly/ExamLogin2023 2. An OTP will be sent to your cell phone and email. 3. An OTP will be generated and sent to your cell phone <u>AND</u> email. 4. The OTP will be valid for 10 minutes. Please check both your cell phone and email for a generated password. 5. If experiencing any challenges with the generated OTP within 10 minutes, please contact the invigilator allocated to you. 6. Allow the SAPC to access your location, camera and entire screen when prompted. 7. Follow the equipment check steps and take a photo when prompted. 8. Read the examination guidelines before the exam starts.
11h30 – 14h00	Write the general section
14h00	Complete the post-exam survey

****Please be patient when waiting for the examination to start at 09h00. If the laptop/desktop has been idle for 15 minutes a pop-up message will appear to request you to click “Continue” to prevent you from being logged out of the examination platform.***

Where to access the examination?

The examination can be accessed on the SAPC website under **Registered persons → Pharmacist Intern → Pre-reg Examinations**. Alternatively use the below URL to connect:
https://www.sapc.za.org/Intern_pre_registration

Pharmacist Intern

Overview Scope of Practice Internship Manual CPD **Pre-Reg Examinations** Applications Fees Login




The South African Pharmacy Council (Council), in 2018, developed a new format for the pre-registration examination which is in line with the Council resolved that the pre-registration examination be conducted three times, i.e. in March, August and October as indicated in the schedule.

PRACTICE PRE-REGISTRATION EXAMINATION

Please [click here](#) to access the practice pre-registration examination (20 July 2023).

Please note that the Examination Code of Conduct must be adhered to at all times. If you are found to contravene the code of conduct disciplinary action will be instituted against you.

Who can you contact for help?

If you need to contact SAPC before you logon to the exam platform, use the WhatsApp number		Your invigilator will send you a message with the number
If your message has not been responded to within 10 minutes, use the WhatsApp number		+27 76 341 8929
If you need to contact SAPC once you have logged onto the exam platform, click on “Chat with invigilator”		

Before the exam, please check that your cell phone number has been recorded correctly on the SAPC website.

What do you need for the exam?

- Laptop/Desktop with a camera
- Smartphone as a second device
- Pen/pencil & paper
- Reference materials
- Calculator

Please note the following profile picture requirements and the instructions to test the camera on your device.

PROFILE PICTURE

Login to the SAPC secure website and upload a suitable profile picture. The picture needs to be:

- a colour image taken within the last 6 six months;
- of your head and shoulders; and
- against a plain background.

When loading the picture on your profile, ensure the picture is correctly rotated.

TESTING OF YOUR DEVICES

Before you write the examination, you need to check that the browser you are using can access your camera and location. You also need to enable pop-up messages.

The operating system on most devices has an inbuilt camera app. Select the start button and select the camera from the list of apps. Open the app and ensure that you can see a clear image of yourself.

Use the following link: <https://proctorededu.com/check> to test the compatibility of your laptop/desktop.

Please be aware of the following:

- You may not wear anything that is covering your face.
- Avoid sitting in front of a window or light source. Alternatively, close curtains or blinds.
- Ensure that your camera is correctly positioned so that your face is in the middle of the screen.

When will you receive your results?

Results will be released once they have been verified and approved by Council.

Yours sincerely,

VM Tlala

Registrar/CEO

Accessible quality pharmaceutical services for all