



South African
Pharmacy Council
www.sapc.za.org

A large graphic consisting of a central blue circle with a white border containing the letters 'PSP' in white. This is surrounded by several other circles in shades of blue and white of varying sizes, creating a modern, abstract design.

PSP



**Pharmacy Support Personnel: Basic
External Integrated Summative Assessment (EISA)
Online Workshop, 2024**



South African
Pharmacy Council
www.sapc.za.org

FORMAT OF THE WORKSHOP







- Format and content of the examination
- Preparing for calculation questions
- Preparing for general questions
- Examples of calculation questions
- Examples of general questions
- Remote online examination/assessment





South African
Pharmacy Council
www.sapc.za.org

FORMAT OF THE EISA EXAMINATION FOR PHARMACIST ASSISTANT'S (BASIC)

		
Open book online examination	16% Calculation MCQs	84% General MCQs
100 multiple choice questions (MCQs)	16 MCQs	84 MCQs
 3 hours 30 min		
 Pass mark 50%	 Subminimum of 60%	 Subminimum of 50%
No negative marking		





South African
Pharmacy Council
www.sapc.za.org

Community

Institutional

Manufacturing

Wholesale

QUESTION ARE RELATED TO
EXIT LEVEL OUTCOMES AND
BASED ON TASKS TO BE
PERFORMED BY CANDIDATES IN
COMMUNITY, INSTITUTIONAL,
MANUFACTURING AND
WHOLESALE SECTOR



EXAM CONTENT: EXIT LEVEL OUTCOMES

ELO 1

Apply basic scientific knowledge to provide technical support in delivering pharmaceutical services

ELO 2

Provide technical support for the receiving, storing, picking, packing and distributing orders. To perform stock counts and participate in stock-taking in compliance with cGMP, GWDP and GPP requirements

ELO 3

Provide technical support for the manufacture, packaging and re-packaging of non-sterile medicines and scheduled substances in compliance with GMP guidelines under the supervision of a Pharmacist

ELO 4

Provide technical support for the compounding, manipulation and preparation of non-sterile medicines and scheduled substances (extemporaneous compounding) in compliance with standards as described in the GPP rules and GMP guidelines under the supervision of a Pharmacist

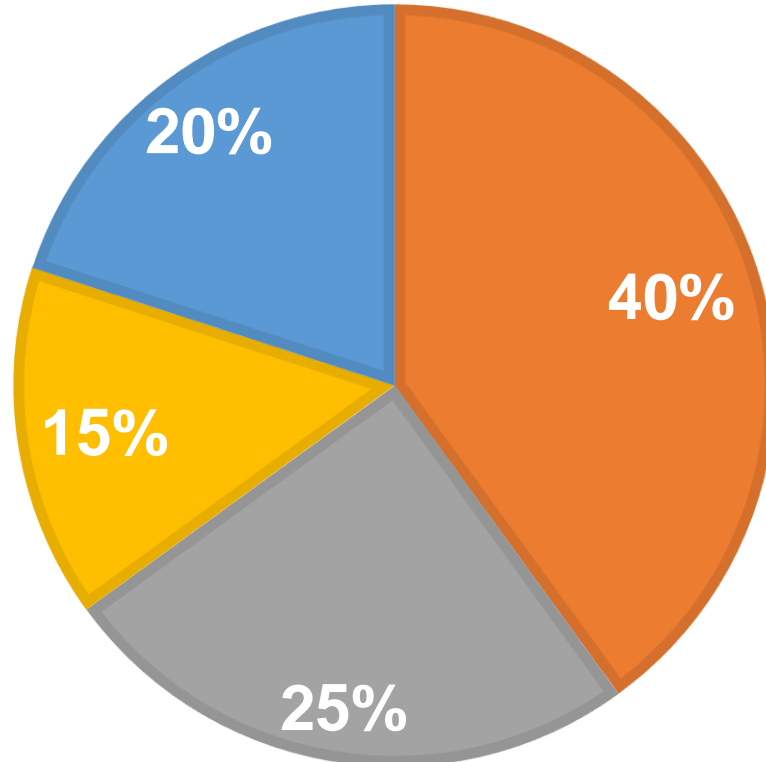


South African
Pharmacy Council
www.sapc.za.org

What is the exam based on?

Exit Level Outcomes

■ ELO 1 ■ ELO 2 ■ ELO 3 ■ ELO 4





South African
Pharmacy Council
www.sapc.za.org

ELO 1

BASIC- 40%

➤ **Candidates should be able to:**

- ❖ Apply legislation related to the relevant scope of practice in pharmaceutical services in the South African context
- ❖ Demonstrate ethical and professional conduct related to the relevant scope of practice in the provision of pharmaceutical technical support services
- ❖ Apply basic pharmaceutical terms and concepts concerning non-sterile drug delivery systems and their routes of administration
- ❖ Apply basic scientific principles and perform basic scientific calculations



ELO 2

BASIC- 25%


➤ **Candidates should be able to:**

- ❖ Conduct distribution and control of the stock of medicines, scheduled substances, and medical devices according to SOPs, and per cGMP, GPP and GWDP
- ❖ Pick, pack and secure orders for medicines or scheduled substances according to all requirements and check that orders are dispatched according to SOPs
- ❖ Complete documents and maintain records following applicable legislation and SOPs
- ❖ Participate in stock counts



ELO 3

BASIC- 15%



➤ **Candidates should be able to:**

- ❖ Apply pharmaceutical and cGMP principles and legislative requirements in the manufacture, packaging and/or repackaging of non-sterile medicines and scheduled substances
- ❖ Organise and prepare resources, materials and equipment for the preparation of specific medicines following relevant SOPs and process documentation
- ❖ Handle materials with due regard for environmental and storage conditions, transport and security requirements
- ❖ Participate in manufacturing processes for non-sterile medicines and scheduled substances
- ❖ Pack and re-package medicines and scheduled substances following GMP, ethical principles, relevant legislation, process documentation and SOPs, and authorised by a pharmacist
- ❖ Complete all documents and maintain records following cGMP guidelines

ELO 4:

BASIC- 20%



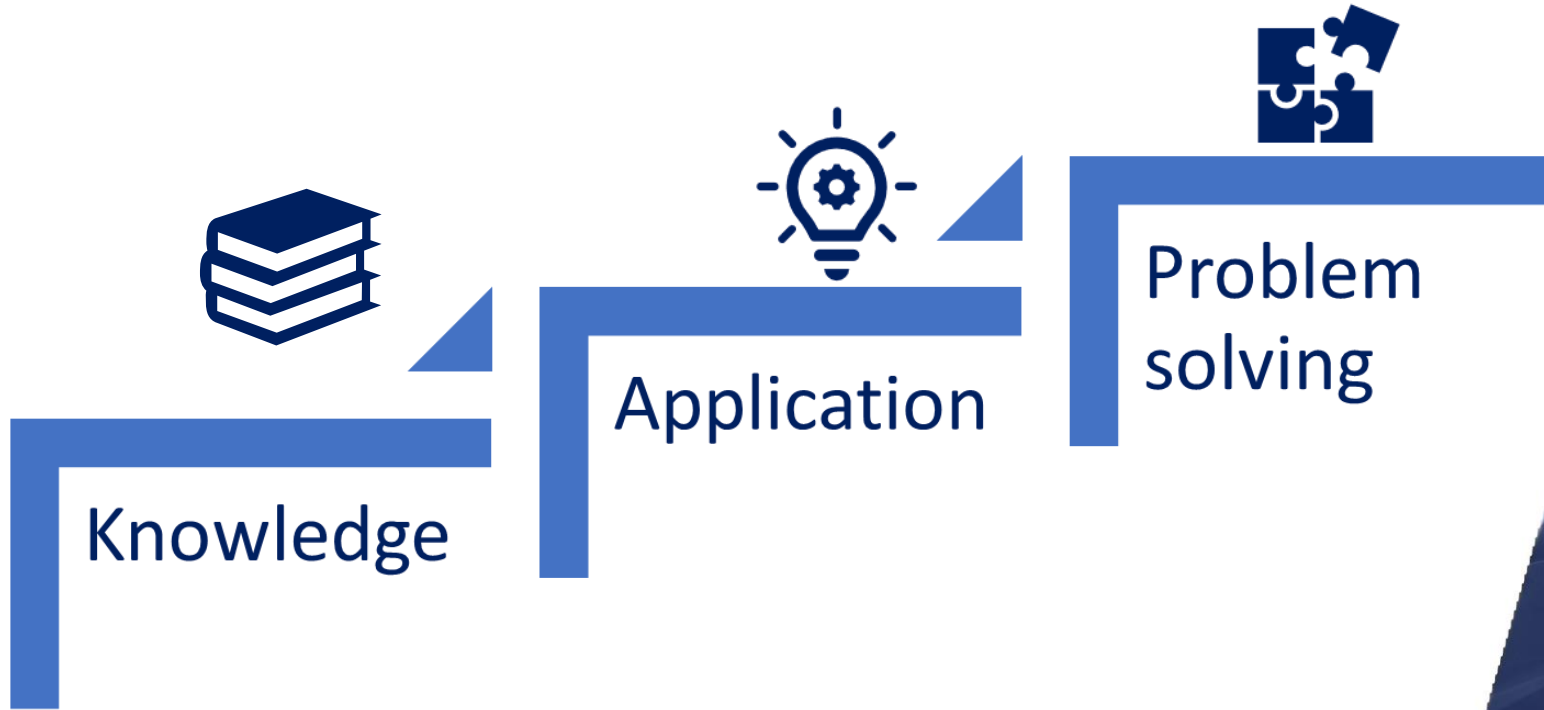
➤ **Candidates should be able to:**

- ❖ Apply principles of GPP concerning the compounding of non-sterile medicines and substances
- ❖ Compound a simple solution, suspension and semi-solid following instructions (formulas), relevant SOPs and process documentation, using the principles of cGMP and/or GPP for specific patients
- ❖ Complete records for each of the preparations produced following legal requirements and organisational policies and procedures
- ❖ Check and clean equipment, according to SOPs
- ❖ Perform housekeeping activities according to SOPs
- ❖ Operate personal computer to generate documents and spreadsheets



South African
Pharmacy Council
www.sapc.za.org

TYPES OF QUESTIONS





South African
Pharmacy Council
www.sapc.za.org

PREPARATIONS

Admin

- When (date and time) is the exam?
- Where (venue/remote) is the exam?
- What resources do I need?

Prepare

- How can I prepare?
- Which references do I need?
- How do I use the references?

Exam

- What do I need to bring?
- How does the online exam work?
- How long is the exam?

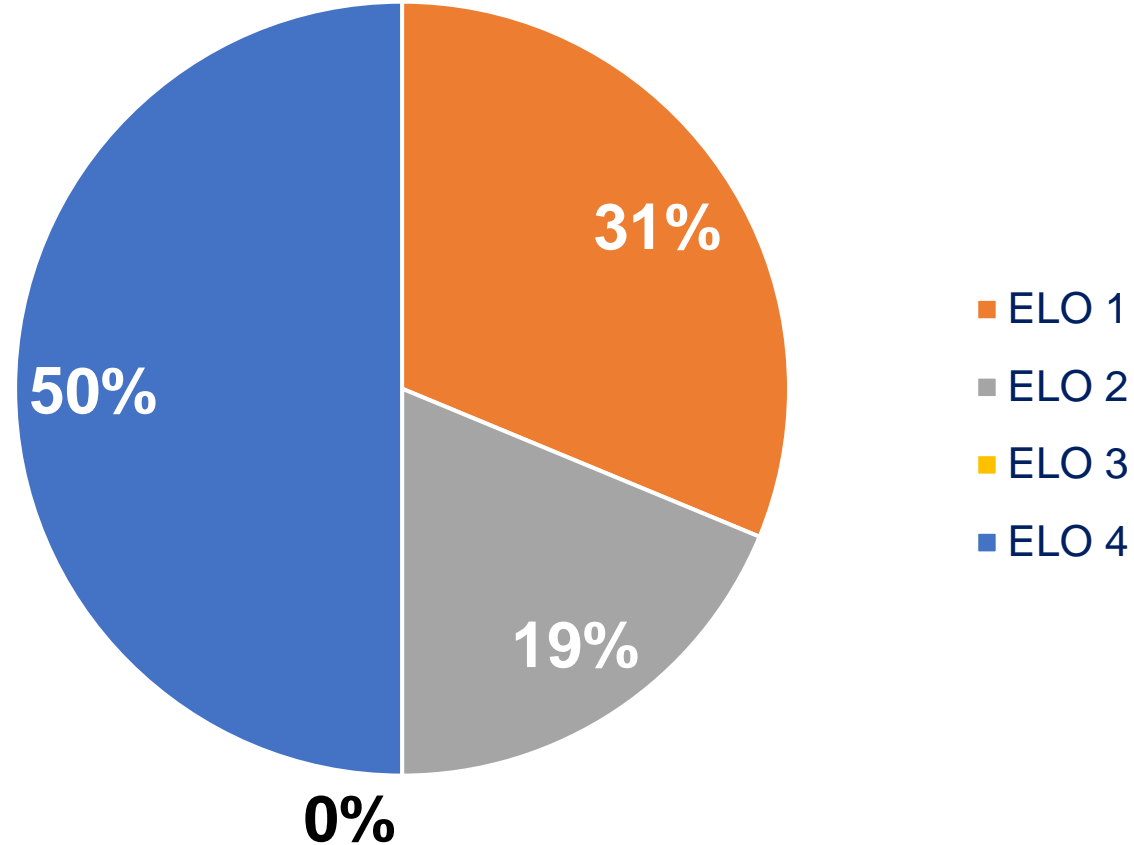


South African
Pharmacy Council
www.sapc.za.org

CALCULATIONS QUESTION (BLUEPRINT)



Distribution calculation questions according to ELOs





Types

ELO 1: Basic scientific principles

Basic conversions

ELO 2: Stock management

Stock consumption

Reconciliation calculations in stock management

Cost (value) of stock

ELO 4: Compounding, manipulation and preparation (extemporaneous compounding)

Calculate quantities of ingredients according to a formula to prepare an extemporaneous formulation

Reconciliation calculations in repackaging operations



South African
Pharmacy Council
www.sapc.za.org

Pharmaceutical Calculations

H. C. Ansel



Calculations for Pharmaceutical Practice

A. J. Winfield & I.O. Edafiogho 4th Edition

Pharmaceutical Practice

A. J. Winfield, J.A. Rees & I. Smith

Recommended textbooks for calculations



Note:

*Text books are of more value before the exam than during the exam. **BE MINDFUL OF TIME**

*Not all calculation types in these textbooks may be applicable to the examination you will be writing.



South African
Pharmacy Council
www.sapc.za.org

Calculation Tips & Advice

Tips




Understand the principle, do not memorize the calculation

Units

What are the SI units?

Example: % w/v = g/100ml



Equipment

Scientific calculator

Use same one to practice as you will use in the exam

Check batteries

Know the settings of your calculator

Paper & pens



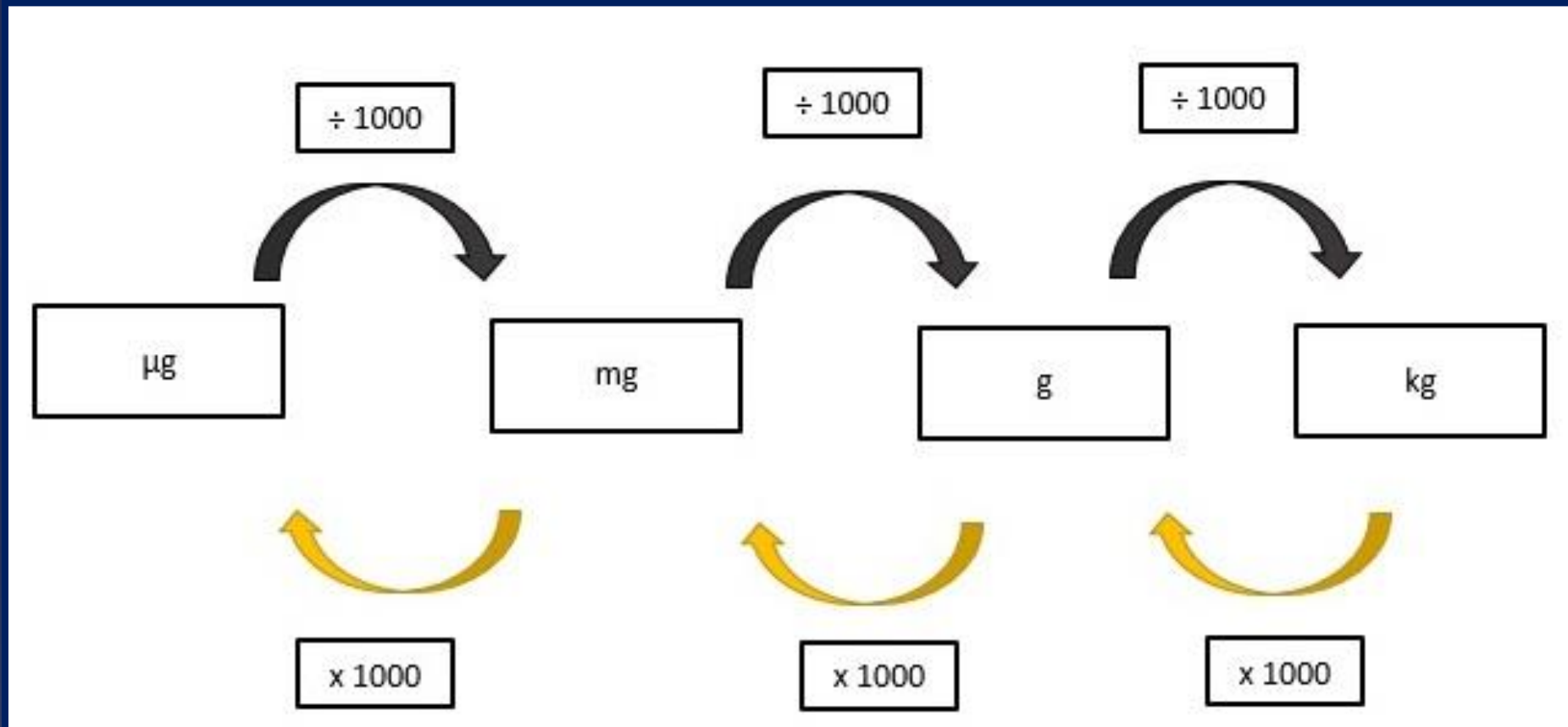
South African
Pharmacy Council
www.sapc.za.org

Calculations Tips

Tips:

Conversion

Practice converting between units

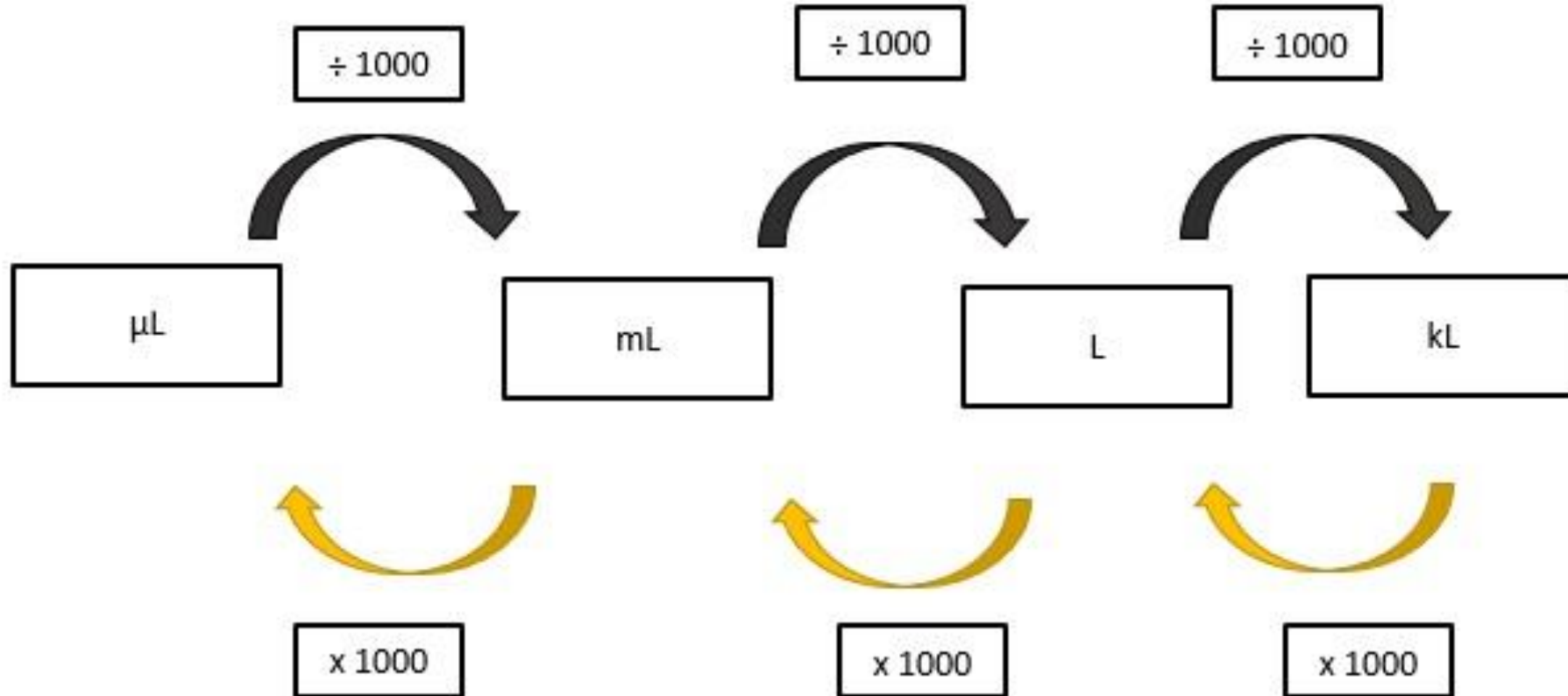




South African
Pharmacy Council
www.sapc.za.org

Calculation Tips

Tips:
Conversion



Helpful tips

Exam technique

- Select the correct formula
- Transcribing - Double check against the question that you have used the correct figures in your formula
- If possible, estimate a range for your answer
- Always double check your calculation





South African
Pharmacy Council
www.sapc.za.org

Managing time



Maximising your time - 42 minutes

16 MCQs

Approximately 2.6 minutes per question

No negative marking
Do not leave anything blank




Calculation examples

<https://forms.office.com/r/RsWcLsjjip>

Basic EISA (Calculation)



Time for a quick break



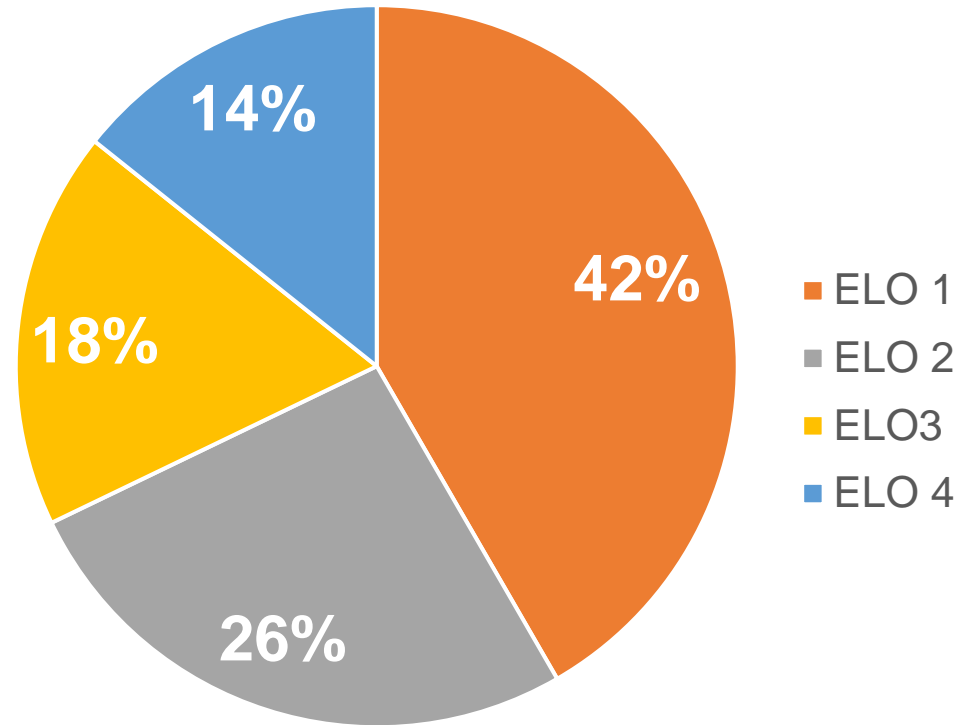


South African
Pharmacy Council
www.sapc.za.org

GENERAL QUESTIONS (BLUEPRINT)



Distribution general questions according to ELOs





South African
Pharmacy Council
www.sapc.za.org


REFERENCE MATERIALS

You are permitted to use:

- Books
- PDF copies downloaded and/or printed
- Online references

Ensure that the reference you are using is-

- applicable to the South African setting;
- provides up to date information





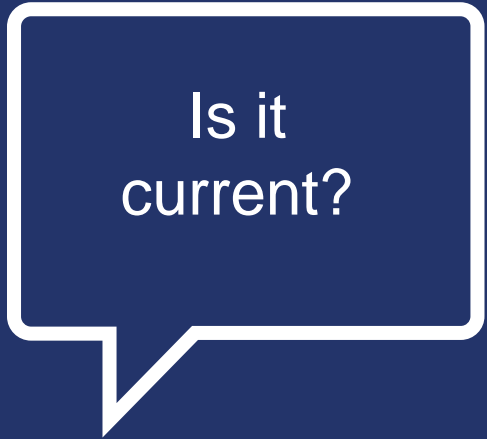
What references can you use?



Consider using online App's
such as-



Online PDF References provided:
EML and STG – PHC, Paediatric
and Hospital
Good Pharmacy Practice
Manual and associated Rules
SA Guide to Good
Manufacturing Practice
Pharmacy Act 53 of 1974
(consolidated)
Medicines and Related
Substances Act 101 of 1965 (as
amended)



How to use the references material?

BOOKS



Learn how to use each reference material

Where is the index?

What information can I find in each reference material?

Tips:

More is not necessarily better

Avoid using a reference book you have never used before

Using notes from University may not help (information may no longer be valid)

ONLINE

Familiarise with online references

Download references before exam

Time consuming to search during exam

Information may not correlate to recommended reference material



Visit these websites and familiarise yourself with the content available-



South African
Pharmacy Council

SAHPRA
South African
Health Products
Regulatory Authority



South African
Pharmacy Council
www.sapc.za.org

Helpful tips

- **READ** the question carefully
- **IDENTIFY** the statements of which you are sure
- **CONFIRM** (using references) the statements you are unsure of
- **CARRY ON** if you can't complete the question, and when you have time towards the end of the exam come back to it.

!

“TRUE”, “IS” and “CORRECT”

“EXCEPT”, “FALSE”, “NOT”
and “INCORRECT”

“MOST APPROPRIATE”
implies that more than one
answer is possible, thus
select the most inclusive
answer



South African
Pharmacy Council
www.sapc.za.org

Managing time



Maximising your time – 168 minutes

84 MCQs

4 options per MCQ

Approximately 2 minutes per question

No negative marking

Do not leave anything blank



General examples

<https://forms.office.com/r/0iKREWbr20>

Basic EISA (General)





South African
Pharmacy Council
www.sapc.za.org

TIPS FOR PREPARATIONS

Use the latest
reference material

Check the current
events
(pandemics/epidemics)
locally/globally

Keep abreast with the
latest developments/
information

Course notes may be
irrelevant (check if info
is still valid)

Familiarise yourself
with each reference
material (index/topic)

Never use reference
material that you have
not used before

Learn from your work
environment (SOPs)

Ask for assistance from
your colleagues /
supervisors






PREPARATIONS


Admin

- When (date and time) of the exam?
- Where (venue/remote) is the exam?
- What resources do I need?



Prepare

- How can I prepare?
- Which references do I need?
- How do I use the references?



Exam

- What do I need to bring?
- How does the online exam work?
- How long is the exam?



South African
Pharmacy Council
www.sapc.za.org

Remote online examination





Examination eligibility criteria

Pharmacist's Assistant (Learner Basic) registered for the new Occupational Certificate qualification	<p>Learners must have completed a minimum of six (6) months of training with an accredited provider and must have;</p> <ul style="list-style-type: none">• Successfully completed Knowledge, Practical and Work Experience modules;• Received a statement of results from the provider• Completed the practice EISA; and• Booked online for the EISA.
Currently qualified Pharmacist's Assistants (Basic) intending to enrol as Pharmacist's Assistant (Learner Post-Basic) on the new Occupational Certificate qualification	<ul style="list-style-type: none">• Registered qualified Pharmacist's Assistant (Basic)• Completed the practice EISA; and• Booked online for the EISA.
Pharmacy student who has successfully completed their first year of study and intending to register as Pharmacist's Assistant (Basic)	<ul style="list-style-type: none">• Registration as a Learner Basic - Former BPharm student• Completed 400hrs in an approved pharmacy and under the direct personal supervision of a pharmacist;• Submitted at least one progress report;• Completed the practice EISA; and• Booked online for the EISA.



South African
Pharmacy Council
www.sapc.za.org

Examination booking



South African
Pharmacy Council



Dashboard

CPD

My Progress

Log out

Dashboard

/ Dashboard



Finance
Balance : R



Applications



Letters and certificates



Pre-registration examinations



Contact



Progress Reports



Workshops



Telecommunication



South African
Pharmacy Council
www.sapc.za.org

Examination booking (cont.)



South African
Pharmacy Council



Dashboard

CPD

My Progress

Log out

Examinations

/ Dashboard



Examination Bookings



Examination Results



Practise Examinations



Examination



Examination booking (cont.)

South African Pharmacy Council

Examination Booking / Dashboard

No examinations listed

⚠ Examination Fee R 692.00.

Pharmacist Assistant Learner Basic have to write both sections of the paper on the specified days. Failure to comply with this requirement automatically renders an Pharmacist Assistant Learner Basic is payable upon booking for the EISA.

Examination Section	Date	Venue
Calculations		--Select--
General		--Select--

Venue details



South African
Pharmacy Council
www.sapc.za.org

Preparing for the examination

Update your details on
your SAPC profile

Cell phone number

Email address

Profile picture

You are notified via email
and SMS when bookings
are open

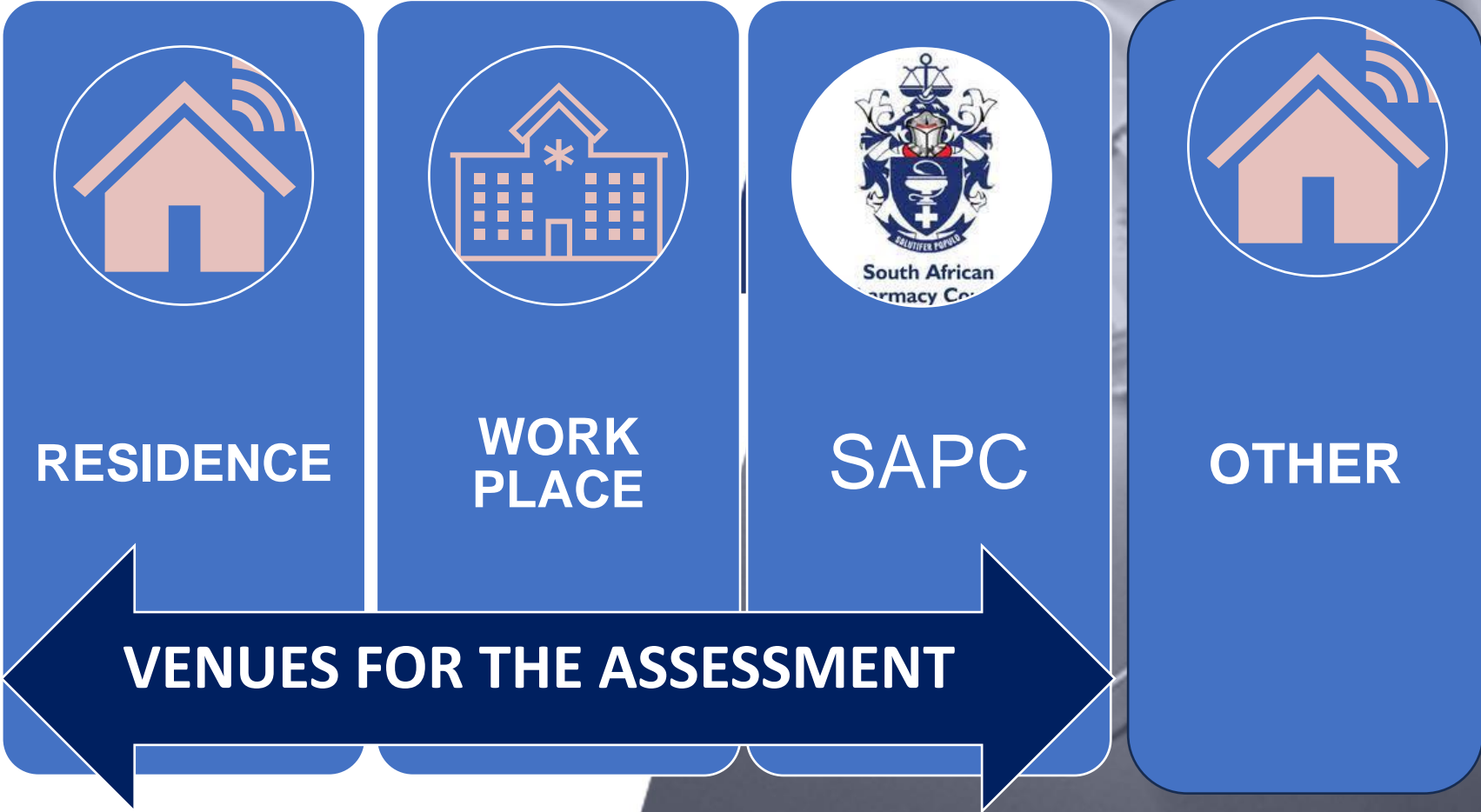
IMPORTANT DATES

Practice EISA	18 March 2024
EISA (Calculation/General)	27 March 2024



South African
Pharmacy Council
www.sapc.za.org

Remote examination



RESIDENCE

WORK
PLACE

SAPC

OTHER

VENUES FOR THE ASSESSMENT



South African
Pharmacy Council
www.sapc.za.org

Remote examination



Find a quiet suitable
workplace
Enough space for device
and references



Keep calm
Communicate with your
remote invigilator if you are
experiencing any difficulty



Download electronic
references before the
examination date



Ensure you have the
equipment you will need
i.e. calculator, paper for
working out calculations



South African
Pharmacy Council
www.sapc.za.org

Device and connectivity for candidates

SUGGESTED DEVICES



OR



AND



DEVICE MUST HAVE A CAMERA OR A
LINKED CAMERA WITH VIDEO
CAPABILITIES



CONNECTIVITY (MINIMUM 3G)



BROWSERS


Google Chrome

 Firefox


Microsoft Edge



South African
Pharmacy Council
www.sapc.za.org

Profile picture


Image uploaded on SAPC need to be:

- a colour image
- taken in last 6 months
- of your head and shoulders



PLEASE NOTE:

Profile picture is used by the invigilator to verify identity of candidate writing the exam



Where do you find the examination?



The screenshot shows the website for the South African Pharmacy Council. The navigation menu includes 'About SAPC', 'Registered Persons' (highlighted with a red box), 'Registered Organisations', 'Members of the Public', 'Tenders', and 'Login'. The main heading is 'Registered Persons'. Below this, a paragraph states: 'The South African Pharmacy Council (SAPC) registers all professionals practising in the pharmacy profession as well as learners and students. The below tabs provide relevant information and direct you to services applicable to your specific registration category.' There are ten category tiles arranged in two rows of five. The first row includes 'Pharmacy Student', 'Pharmacist Intern', 'Pharmacist', 'Responsible Pharmacist', and 'Assessor / Moderator'. The second row includes 'Learner' (highlighted with a red box), 'Pharmacist's Assistant Basic', 'Pharmacist's Assistant Post-Basic', 'Pharmacy Technician', and 'Pharmacy Owner'. A red arrow points from the 'Registered Persons' menu item to the 'Learner' category tile.

South African Pharmacy Council

About SAPC **Registered Persons** Registered Organisations Members of the Public Tenders Login

Registered Persons

The South African Pharmacy Council (SAPC) registers all professionals practising in the pharmacy profession as well as learners and students. The below tabs provide relevant information and direct you to services applicable to your specific registration category.

- Pharmacy Student
- Pharmacist Intern
- Pharmacist
- Responsible Pharmacist
- Assessor / Moderator
- Learner**
- Pharmacist's Assistant Basic
- Pharmacist's Assistant Post-Basic
- Pharmacy Technician
- Pharmacy Owner



South African
Pharmacy Council
www.sapc.za.org

Where do you find the examination?



South African
Pharmacy Council

About SAPC

Registered Persons

Registered Organisations

Members of the Public

Tenders

Login



Registered Persons



Learner

Overview Scope of Practice CPD Applications **Assessment** Fees Login Search

The South African Pharmacy Council (Council) will conduct the External Integrated Summative Assessment (EISA) for learners who successfully complete the requirements for the new Occupational Certificate: Pharmacist's Assistant Basic (part qualification), Pharmacist's Assistant Post-Basic and Pharmacy Technician.

The EISA is a national assessment leading to the awarding of an Occupational Certificate and ensures that the assessments of the Occupational Qualifications are standardised, consistent and reliable. The EISA is based on a set of Exit Level Outcomes (ELO) which describe the knowledge, skills and attitudes required for a generalist pharmacy support personnel (PSP).

Council resolved that currently qualified pharmacist's assistants (basic) and pharmacist's assistants (post-basic) intending to enrol on the new Occupational Certificate qualification as pharmacist's assistants (learner post-basic) or learner pharmacy technicians, respectively, must write the EISA.

PRACTICE EXTERNAL INTEGRATED SUMMATIVE ASSESSMENT (EISA)

Please [click here](#) to access the practice EISA (21 February 2024).

Only candidates booked for the EISA will be able to access the assessment.



South African
Pharmacy Council
www.sapc.za.org

Day of the examination

08h00

Login to the SAPC website & enter a one-time pin (cell phone) to enter the examination

Complete the declaration

Read the examination rules



09h00

Examination commences (remote invigilator)

Live invigilation through video streaming. Images taken to verify learner (periodically images will be taken throughout the exam)



12h30

Examination ends



South African Pharmacy Council
www.sapc.za.org

Examination platform

1



South African Pharmacy Council

Login

Username

National ID/Passport


Password

ENTER

Same as SAPC secure site

- P number
- ID number
- Password

2



South African Pharmacy Council

One-Time Password (OTP)

Please wait 20 seconds, one-time password will be sent to your cell phone. Enter the number in the textbox below and click the [Continue] button. If you have not received a SMS,

RE-SEND OTP

Examination Intern Pre - Registration Examination Paper





Date

One-Time Password


CONTINUE

Cell number and email on register system

3

4



South African Pharmacy Council

Declaration

- I am writing the examination in a suitable area with minimal anticipated distractions.
- I am writing the examination at the place stipulated in my booking confirmation.
- I am not sitting next to or in close proximity to any other intern writing the examination.
- I will not receive any form of assistance from any person while writing this examination.
- I will not communicate (verbal/electronic/in person) with any intern/pharmacist/tutor/registered person during the examination.



South African
Pharmacy Council
www.sapc.za.org

Examination platform

5

START THE EXAM

Paper Details

Time Allowed	2 hrs 0 minutes
Time	09:00 to 11:00
Total	40
Overall pass %	60

Calculations

Duration	2 hrs 0 minutes
Pass %	60

General

Duration	0 hrs 0 minutes
Pass %	0

6

South African Pharmacy Council Intern Pre - Registration Examination Paper

Time: 01:42:27

39 02:52

Question

(a)

(b)

(c)

(d)

7

South African Pharmacy Council

Examination Complete

I confirm that I have completed the examination without assistance from any person and adhered to the code of conduct. I understand that if I am found to have contravened the code of conduct the SAPC will implement disciplinary action against me.

I will not share or retain the contents of the examination via electronic, printed, written or verbal means with any person.

SUBMIT EXAMINATION

8

Examination Complete

Council would like your feedback in order to provide an adequate online examination experience for interns. Please click the [Post Examination Survey] button to complete the survey.

POST EXAMINATION SURVEY

Thank you for completing the Calculation Section of the examination.

A notification will be sent once the results have been released by the SAPC. Refer to your intern manual for the timelines for examination results release.



South African
Pharmacy Council
www.sapc.za.org

STEPS TO LOGIN AND ACCESS THE EXAMINATION PLATFORM ON THE SAPC WEBSITE





South African
Pharmacy Council
www.sapc.za.org

Step 1: Log into the SAPC website

- Preferably use the following browsers:
Google Chrome/Firefox/Microsoft Edge
- The examination can be accessed on the SAPC website under **Registered persons** → **Learner** → **Assessment**. Alternatively use the below URL to connect:
https://www.pharmcouncil.co.za/Learner_Assessment

South African Pharmacy Council

About SAPC Registered Persons Registered Organisations Members of the Public Tenders Login

Registered Persons

Learner

Overview Scope of Practice CPD Applications **Assessment** Fees Login Search

The South African Pharmacy Council (Council) will conduct the External Integrated Summative Assessment (EISA) for learners who successfully complete the requirements for the new Occupational Certificate: Pharmacist's Assistant Basic (part qualification), Pharmacist's Assistant Post-Basic and Pharmacy Technician.

The EISA is a national assessment leading to the awarding of an Occupational Certificate and ensures that the assessments of the Occupational Qualifications are standardised, consistent and reliable. The EISA is based on a set of Exit Level Outcomes (ELO) which describe the knowledge, skills and attitudes required for a generalist pharmacy support personnel (PSP).

Council resolved that currently qualified pharmacist's assistants (basic) and pharmacist's assistants (post-basic) intending to enrol on the new Occupational Certificate qualification as pharmacist's assistants (learner post-basic) or learner pharmacy technicians, respectively, must write the EISA.

PRACTICE EXTERNAL INTEGRATED SUMMATIVE ASSESSMENT (EISA)

Please [click here](#) to access the practice EISA (21 February 2024).

Only candidates booked for the EISA will be able to access the assessment.



South African
Pharmacy Council
www.sapc.za.org

Step 2: Insert your login credentials



South African
Pharmacy Council

P Number

National ID/Passport

Password

Enter



South African
Pharmacy Council
www.sapc.za.org

Step 3: Insert your OTP

- The OTP will be sent as an SMS to your cell phone and also via Email and will be valid for 10 minutes, if unused. A new OTP will be generated for each login.

The screenshot shows a web interface for the South African Pharmacy Council. At the top right, the council's logo and name are displayed. The main heading is 'One-Time Password (OTP)'. Below this, a message states: 'Please wait 10 minutes, one-time password will be sent to your cell phone. Enter the number in the textbox below and click the [Continue] button. If you have not received a SMS, check emails or'. A timer is shown as 'Resend OTP in' followed by three large colored circles containing the numbers '00', '09', and '20'. Below the timer, the text 'Examination Intern Pre - Registration Examination Paper' and 'Date 19 Jul 2023' are visible. A text input field labeled 'One-Time Password' is present, with a red 'Continue' button below it.



South African
Pharmacy Council
www.sapc.za.org

Step 4: Equipment check

- The examination platform will conduct an equipment check to ensure your device is compatible to the examination platform.
- **Use the following link: <https://proctored.com/check> to test the compatibility of your laptop/desktop**

The screenshot shows a web browser window titled "Equipment check" with a close button in the top right corner. The main content area contains a message: "Please wait while the system checks your computer and the network so that possible technical issues do not interfere with the exam." To the right of this message is a vertical list of six items, each with a radio button: "Browser check" (selected), "Webcam check", "Microphone check", "Network check", "Screen check", and "WebRTC check". At the bottom left of the window, it says "Step 1 of 1", and at the bottom right, there is a "Next" button.



Step 5: Equipment check successfully completed

Equipment check

Please wait while the system checks your computer and the network so that possible technical issues do not interfere with the exam.

- Browser check
- Webcam check
- Microphone check
- Network check
- Screen check
- WebRTC check

Step 2 of 4

Next



South African
Pharmacy Council
www.sapc.za.org

Step 6: Profile check

- Click on **NEXT** when profile check is completed.

Filling in the profile

Fill in or check your last name, first name and middle name (if available).

Last name *

First name *

Middle name

Step 3 of 6

Next



South African
Pharmacy Council
www.sapc.za.org

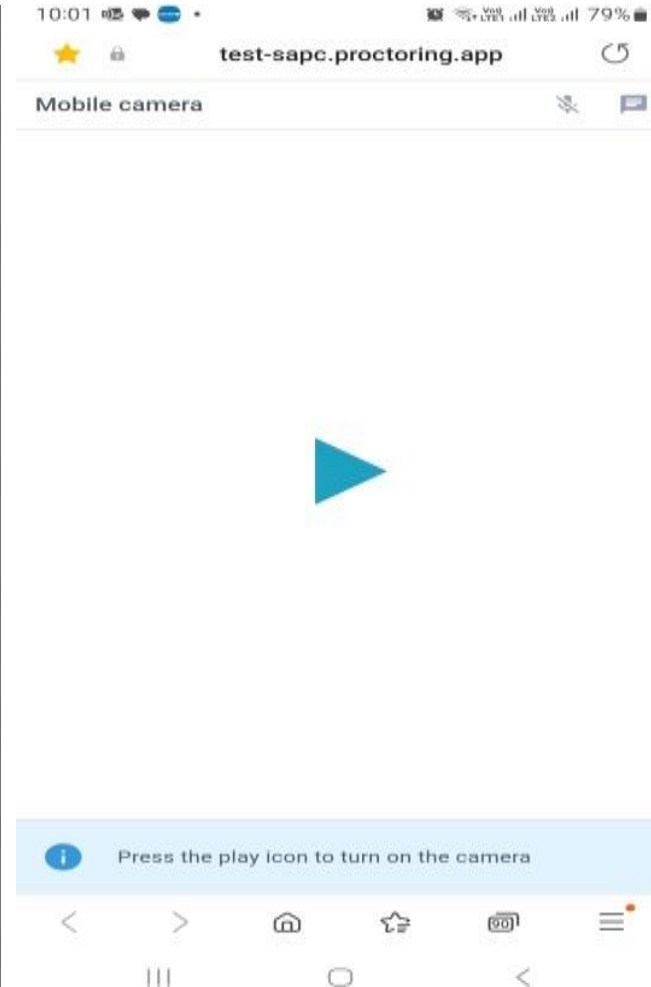

Step 7: verification of the picture

- Click on **NEXT** if satisfied with the photo

The screenshot shows a mobile application interface for taking a face photo. At the top, there is a teal header with the text "Taking a face photo" and a close button (X). Below the header, on the left, is a white text box with instructions: "Take a photo with your face fitting into the oval frame on the screen. Make sure that there is enough light in the room. If the photo is not verified, please take a new photo." On the right, there is a video preview window showing a man in a white lab coat. Above the video, the text reads "Snapshot saved." and "You can retake the picture if this photo does not suit you." Below the video, there is a black button labeled "RETRY". At the bottom of the screen, there is a grey bar with the text "Step 4 of 4" on the left and a green button labeled "Next" on the right, which is circled in yellow.

Step 8: Scanning of the QR code

- Use a smartphone to scan the QR code to connect the phone to the examination platform for a better view of your workspace and examination room. Click on the play button to and record a short video of your room surroundings.





South African
Pharmacy Council
www.sapc.za.org

Step 9: Complete the examination declaration

Declaration

- I am writing the examination at the place stipulated in my booking confirmation.
- I am not sitting next to or in close proximity to any other candidates writing the examination.
- I will not receive any form of assistance from any person while writing this examination.
- I will not communicate (verbal / electronic / in person) with any candidate / pharmacist / tutor / registered person during the examination.
- I will only use the reference material permitted in the examination.
- I will not give any assistance to any person writing this examination.
- I will neither share, copy nor discuss the examination with any person during or after the examination.
- I will inform the South African Pharmacy Council if I am aware of any candidates that contravene this code of conduct.

Continue



South African
Pharmacy Council
www.sapc.za.org

DECLARATION FOR THE ONLINE/REMOTE EISA

• PRIOR TO START OF EXAMINATION

I hereby declare that I am the candidate registered to write the pre-registration examination on the _____ and agree to abide by the Examination Code of Conduct:

- I am completing the examination in a suitable area with minimal anticipated distractions.
- I am completing the examination at the location/place stipulated in my booking confirmation.
- I have procured the minimum required data for the purpose of the examination, which is equivalent to 3Gb per paper.
- I am not sitting next to or in close proximity to any other candidate completing this examination.
- I will not receive any form of assistance from any person while writing this examination.
- I will not communicate (verbal / electronic / in person) with any registered person during the examination.
- I will only use the reference material permitted in the examination.
- I will not access any other reference material that has been prohibited including websites.
- I will not give any assistance to any person completing this examination.
- I will not share or retain the contents of the examination via electronic, printed, written or verbal means with any person.
- I will inform the South African Pharmacy Council if I am aware of any candidate that contravenes the Examination Code of Conduct.



South African
Pharmacy Council
www.sapc.za.org

DECLARATION FOR THE ONLINE/REMOTE EISA

- **END OF EXAMINATION**

- I confirm that I have completed the examination without assistance from any person and adhered to the Examination Code of Conduct. I understand that if it is found that I have contravened the Examination Code of Conduct, the SAPC will implement disciplinary action against me in terms of Chapter V of the Pharmacy Act.
- I will not/ have not shared or retained the contents of the examination via electronic, printed, written or verbal means with any person.



South African
Pharmacy Council
www.sapc.za.org

Step 10: Read the examination instructions

- Only click on “**start the examination**” at 09h00 when the examination is scheduled to start. SAPC will communicate if there are any delays in starting the examination.

Start the exam

Paper Details

Time Allowed	4 hrs 30 minutes
Time	08:55 to 23:00
Total	120
Overall pass %	50
Calculations	
Duration	2 hrs 0 minutes
Pass %	50
General	
Duration	2 hrs 30 minutes
Pass %	50

Examiners

✓ P21053 - Ms. Kamohelo Prudence Moloi

Moderators

Instructions

- ✓ Ensure that you are writing the correct section of the examination.
- ✓ You may start the examination at 9h00.
- ✓ Once the examination starts, a timer will be displayed on your screen.
- ✓ Time lapsed reminders will pop-up on your screen at 30-minute intervals and for the last 30 minutes, the pop-ups will appear when 15 minutes, 10 minutes and 5 minutes remain.
- ✓ The system will take pictures at random intervals, please ensure your camera is on at all times and/or correctly positioned to take a picture of you.
- ✓ All questions are worth one mark. There is no negative marking for selecting an incorrect answer.
- ✓ The questions for this examination are randomised. Therefore, the order of questions differs for each candidate writing.
- ✓ There are four (4) answer options per question. There is only ONE CORRECT answer per question.
- ✓ Use the mouse to select an answer option. The selected option is treated as your answer for the question. Your answers are auto-saved by the system.
- ✓ Once you have answered the question you cannot return to the question.
- ✓ If you do not answer a question, you may revisit the question at the end of the examination.
- ✓ Clicking the "Submit" button completes the examination and candidates cannot go back to the examination questions.
- ✓ If the allocated examination time lapses without you answering all questions, your answers will be automatically submitted even if you have not clicked the "Submit" button.

Start the exam



South African
Pharmacy Council
www.sapc.za.org

Examination format

ONE QUESTION PER PAGE

Cannot select which questions to answer first

RANDOMISATION OF QUESTIONS

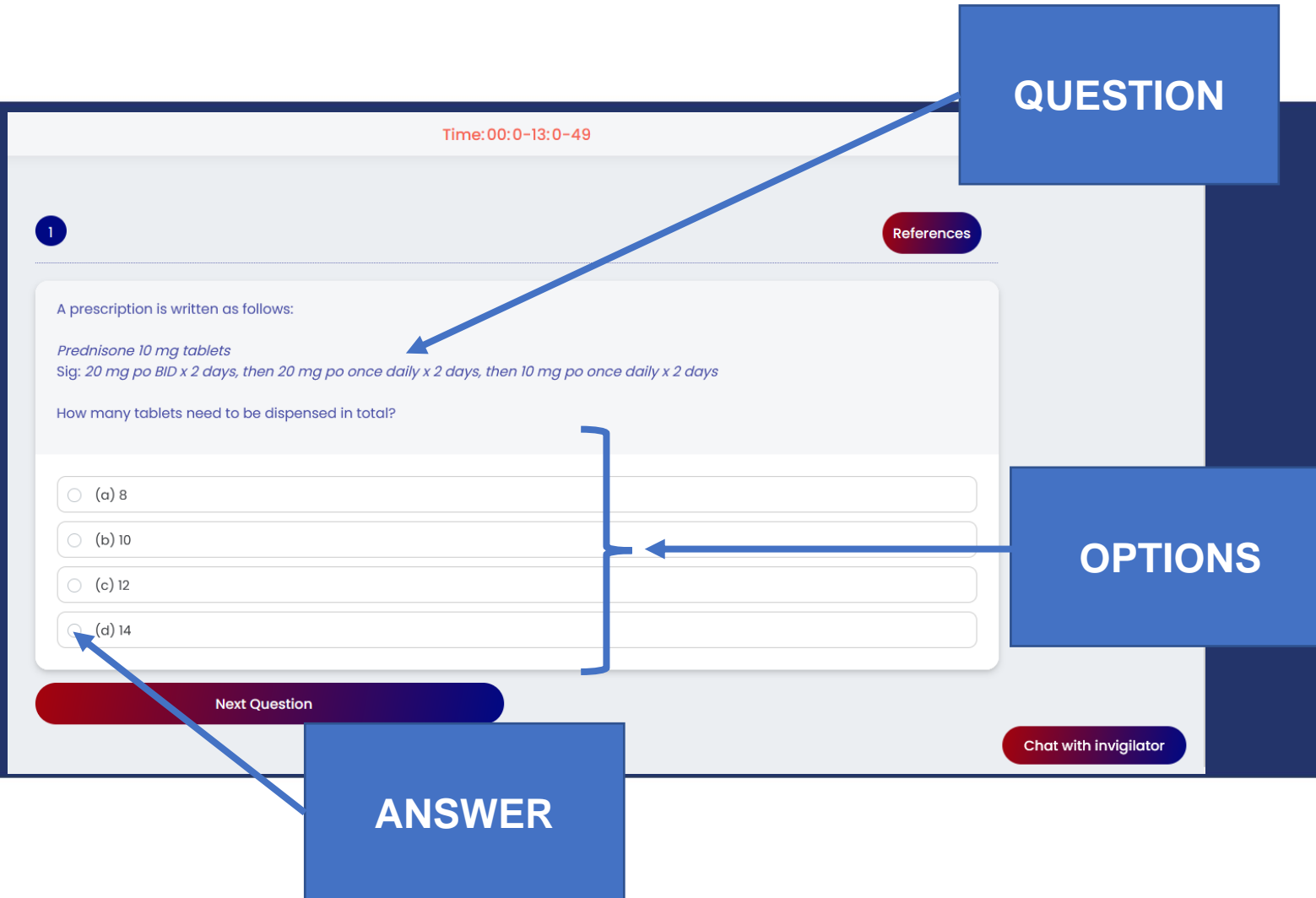
TIMED EXAMINATION

CANNOT REVISIT ANY QUESTION THAT HAS BEEN ANSWERED

UNANSWERED QUESTIONS MAY BE REVISITED AT THE END OF THE EXAMINATION



Single best answer Multiple choice questions



Time: 00:0-13:0-49

1

References

A prescription is written as follows:

Prednisone 10 mg tablets
Sig: 20 mg po BID x 2 days, then 20 mg po once daily x 2 days, then 10 mg po once daily x 2 days

How many tablets need to be dispensed in total?

(a) 8

(b) 10

(c) 12

(d) 14

Next Question

Chat with invigilator

QUESTION

OPTIONS

ANSWER

The diagram illustrates the components of a single best answer multiple choice question. A blue box labeled 'QUESTION' points to the text of the question. A blue box labeled 'OPTIONS' points to the list of four possible answers. A blue box labeled 'ANSWER' points to the selected option (d) 14. The interface also includes a timer, a question number, a 'References' button, a 'Next Question' button, and a 'Chat with invigilator' button.



South African
Pharmacy Council
www.sapc.za.org

VIOLATION DURING EXAMINATION

Google to access
approved online
reference material

~~Google~~

- Any action undertaken by the candidate to gain unfair academic advantage.
- This may include cheating/copying and possession of unauthorised materials



There is conversation or background noise



Focus switched to a different window



South African
Pharmacy Council
www.sapc.za.org

FAQs

Where can I get help?

1. Chat function

- Type your question in the chat function
- Your invigilator will respond via the chat

2. WhatsApp

- Send a message to the invigilator on WhatsApp
- Keep calm invigilator will respond to your message (give him/her a few minutes to respond)



FAQs

What if the invigilator needs to contact me?

1. Keep your cell phone next to you, ensure that fully charged and you have data.
2. The invigilator may call or send you a message on the cell phone number you have provided to SAPC.



South African
Pharmacy Council
www.sapc.za.org

FAQs

What to do if you experience load shedding / loss in electricity?

1. Keep calm
2. Check your load shedding schedule and make an alternate plan
3. Ensure laptop is fully charged before the examination
4. Ensure alternative WiFi connection (if you are using a fibre connection)
5. If you are unable to find an alternate WiFi connection or if you need to be connected to power supply, please find an alternative place NB Notify us via the WhatsApp number
6. If load shedding happens in the middle of the exam, your work will be saved.



FAQs

What happens to the questions you have answered if you lose connection?

1. Keep calm.
2. All questions are saved as you answered them.
3. When you logon again you will only have access to questions you have not yet answered.
4. The questions will be randomised and they may renumber (starting at 1). Continue to answer the questions as they appear.



South African
Pharmacy Council
www.sapc.za.org

Where you sit is **IMPORTANT!**

Images are taken of the candidate throughout the exam

Ensure there is sufficient lighting (for example close curtains or blinds if sitting in front of a window)

Test the lighting beforehand (take a selfie of yourself)

Ensure your camera is on

Dress appropriately – images taken form part of your permanent record

If the invigilator cannot see the images taken, they will phone you on your cell phone



South African
Pharmacy Council
www.sapc.za.org

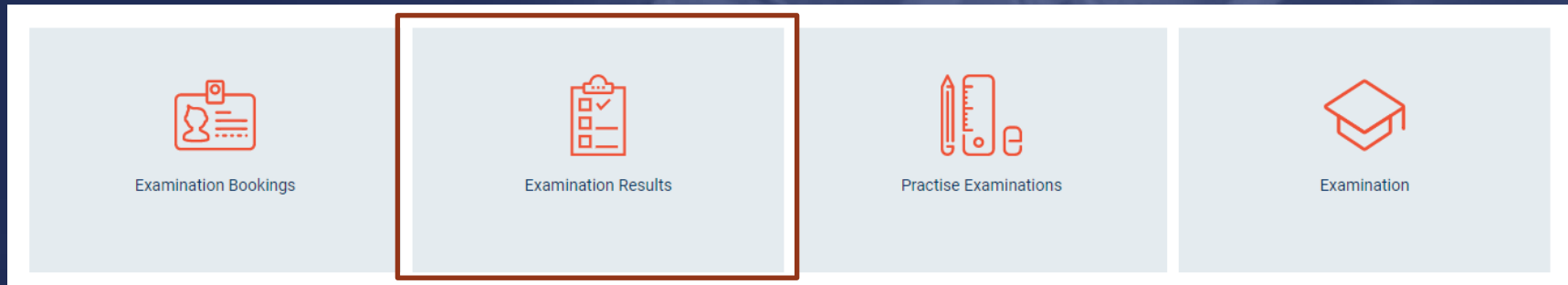
FAQs

When will you receive your results?

Can you view your exam paper?

Can my examination be remarked?

- The exam results will be released once the results have been analysed and verified. This may take some time.



- You may apply to review your examination (complete an application form and pay the applicable fee). You will be allowed to view the exam question and the answer you provided. The correct answer will be indicated. You may ask the facilitator for the reference or the steps to the calculation. You are permitted to make notes, however you may not take a copy or photos of the examination.
- You may not apply for a remark. The results have been checked and verified before release.



South African
Pharmacy Council
www.sapc.za.org

Do you have any questions?



PSP.EISA@sapc.za.org



South African
Pharmacy Council
www.sapc.za.org

Thank you!